

SkillsBuilder Assessment for Students

Please be aware that you will be required to complete both the English and Maths assessments. Each subject has a Screening Assessment (SA), an Initial Assessment (IA) and a Diagnostic Assessment (DA).

- New Students must complete SA, IA and DA for both English and Maths.
- Returning Students must complete IA and DA for both English and Maths.

Step 1: Please ensure that you are accessing the internet via Google Chrome and are accessing the following website:

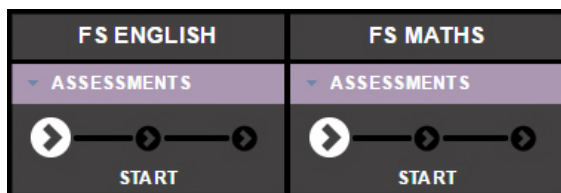
<http://skillsbuilder.havering-college.ac.uk/forskills/>

Step 2: Enter your **Student Reference Number** and your **Date of Birth** from the drop down menu and then click **Submit**.

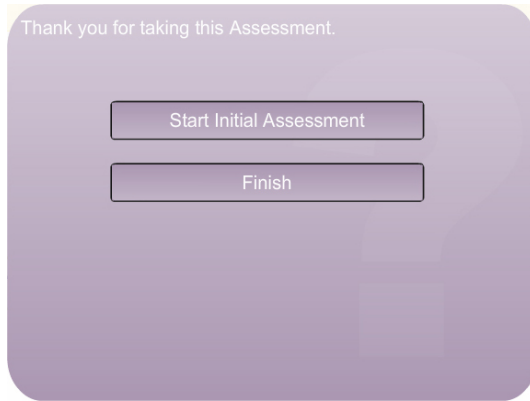
Student Reference Number <input type="text"/>	Date of Birth: <input type="text" value="Day"/> <input type="text" value="Month"/> <input type="text" value="Year"/>	<input type="button" value="Submit"/>
---	--	---------------------------------------

Step 3: Within the Launchpad click on **Start** within assessments for either **FS English** or **FS Maths**.

Note: If you are a returning student please skip to Step 6.



Step 4: Once you've completed your chosen assessment you will be presented with the following window, click on **Finish**.



Step 5: Click on **Print**.

ForSkills For lifelong achievement

SkillsBuilder

Josh Hull Assessment taken online Flash

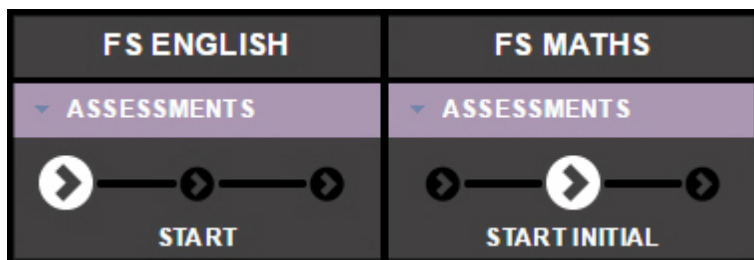
Name	Hull, Josh	Assessment	Maths Screening	Date Completed	16 September 2016
Email		Type	Formative (Actual Assessment)	Time Taken	6m 58s
Learner Ref	S00016484	Status	Completed	ALN	

PRINT

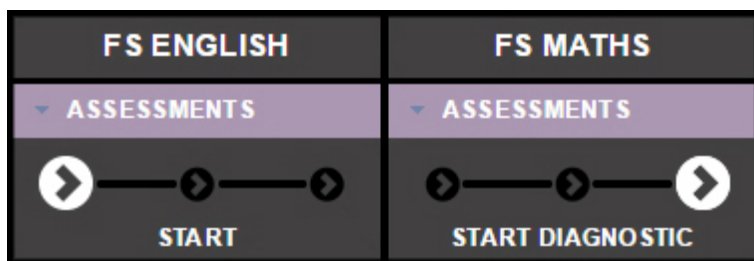
Section	Working Towards
Screening	Level 2

Result
You are generally working at Level 2 or higher.

Step 6: After completing your **Screening Assessment** click on **Start Initial** within the Launchpad to continue your assessment by repeating the previous steps and print off the results upon completion.



Step 7: After completing your **Initial Assessment** click on **Start Diagnostic** within the Launchpad to continue your assessment by repeating the previous steps and print off the results upon completion.



Note: If you started **English** first, once completed please repeat the previous steps and complete the **Maths** assessments.

Step 8: Keep the results printouts until you have successfully completed all assessments and then hand them in to your subject staff at the enrolment desk.